

Wayne
Dalton[®]
GARAGE DOORS

M O D E L

9405

CARRIAGE HOUSE STEEL



Westfield panel, Custom painted after installation, Stockbridge windows

style. efficiency. safety.

The Wayne Dalton Model 9405 is rugged, low maintenance, and thermally efficient. This model includes important safety features like our exclusive pinch-resistant design.

These beautiful carriage house doors can be custom painted to add extra style and charm to the exterior of any home.



Oak Park panel, Custom painted after installation, Stockton III windows, Decorative hardware

PERFORMANCE FEATURES



Thermal Efficiency

The foamed-in-place polyurethane insulation with an R-value* of 10 improves the thermal efficiency of a home and blocks unwanted street noise from entering living areas that adjoin the garage. The steel backer adds beauty and strength to the interior of the garage door.



Pinch-Resistant Door Panels

Pinch-resistant door panels are designed to push fingers safely out of harm's way when the door is closing.



High Cycle Spring Option

Choose a 25,000 cycle spring for almost twice the life of a standard torsion spring.



TorqueMaster® Plus Counterbalance

The Wayne Dalton TorqueMaster® Plus is the first counterbalance system to seal springs safely within a steel tube. It contains an anti-drop feature that reduces the risk of door free fall.


Warranty

Model 9405 offers a Limited Lifetime Warranty against cracking or splitting due to rust-through and against degradation of the foam insulation. See full warranty for complete details.

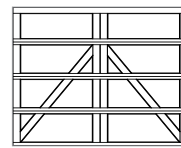


*Wayne Dalton uses a calculated door section R-value for our insulated doors.

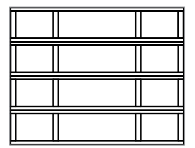
1 Choose Your Style



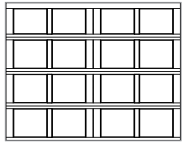
Camden



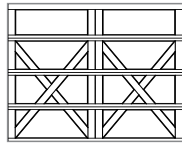
Charleston




Hampton



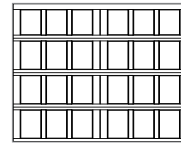
Newport



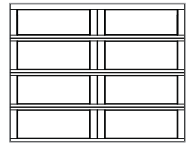
Lexington



Oak Park



Providence



Westfield

Available in 8', 9', 10', 15', 16' and 18' wide by 7' and 8' high. Doors measuring over 10' wide come with a double-car door design, which is equivalent to 2 single-car doors side by side. See dealer for details on double car door designs for Hampton and Camden.

2 Choose Your Color

Painted Finishes



White (Standard)



Almond



Clay



Gray



Green



Brown



Green/White



Gray/White



Clay/White

Two-Toned Painted Finishes

All door sections will be painted in the color chosen. All trim pieces will be white.



Wayne Dalton's custom painting process offers more than 6,000 colors. See dealer for details.

3 Choose Your Windows



Cascade III



Clear II



Stockton III



Arched Stockton



Stockbridge



Waterton III



Arched Stockton Single



Arched Stockton Double

Glass Options



Clear (Standard)



Obscure



Satin Etched



Gray Tinted



Green Tinted



Bronze Tinted

4 Choose Your Hardware

For our full decorative hardware offering, visit our website at wayne-dalton.com



Aspen



Barcelona



Fleur-de-Lis



Spear

AFTER

BEFORE



Lexington panel, White finish, Stockton III windows, Decorative hardware



Garage Door Design Center

To see this door on your home, visit wayne-dalton.com, or download our Garage Door Design Center app. Upload a photo of your home and experiment with panel designs, color options, window styles and decorative hardware designs. Instant curb appeal awaits you with just a click of your mouse.

Wayne Dalton
GARAGE DOORS

DISTRIBUTED BY:

2501 S. State Hwy. 121 Bus., Ste 200
Lewisville, TX 75067

wayne-dalton.com

